



Programa bilingüe

Ciencias Sociales

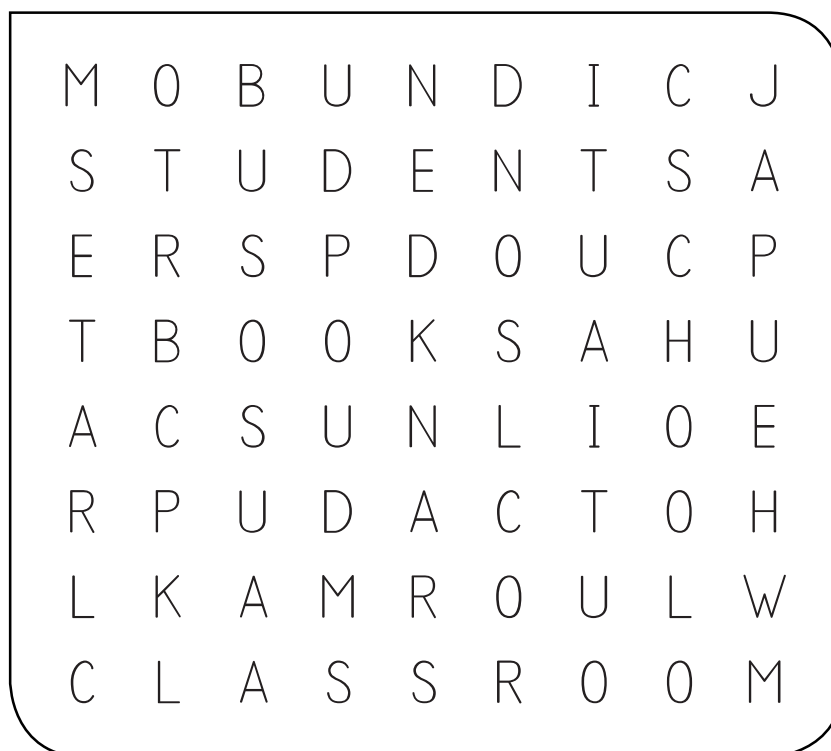
Ciencias de la Naturaleza

Name _____ Date _____

1 Colour the picture in.




2 Find the 5 words hidden in the word search.



Name _____ Date _____

1 Look at Tim's family tree and colour the frames in.

red Dad green Mum blue Sister
grey Brother yellow Tim



Name _____ Date _____

1 Circle the pictures related to Christmas.



Christmas tree



birthday cake



presents



the Three Kings



Santa Claus



Easter eggs

2 Write the letters the right way up and say the Christmas greeting.



M E R Y C H R I S T M A S !

----- !

Name _____ Date _____

1 Colour in the names of places. Then cut them out and stick them in the correct place.



BAKERY

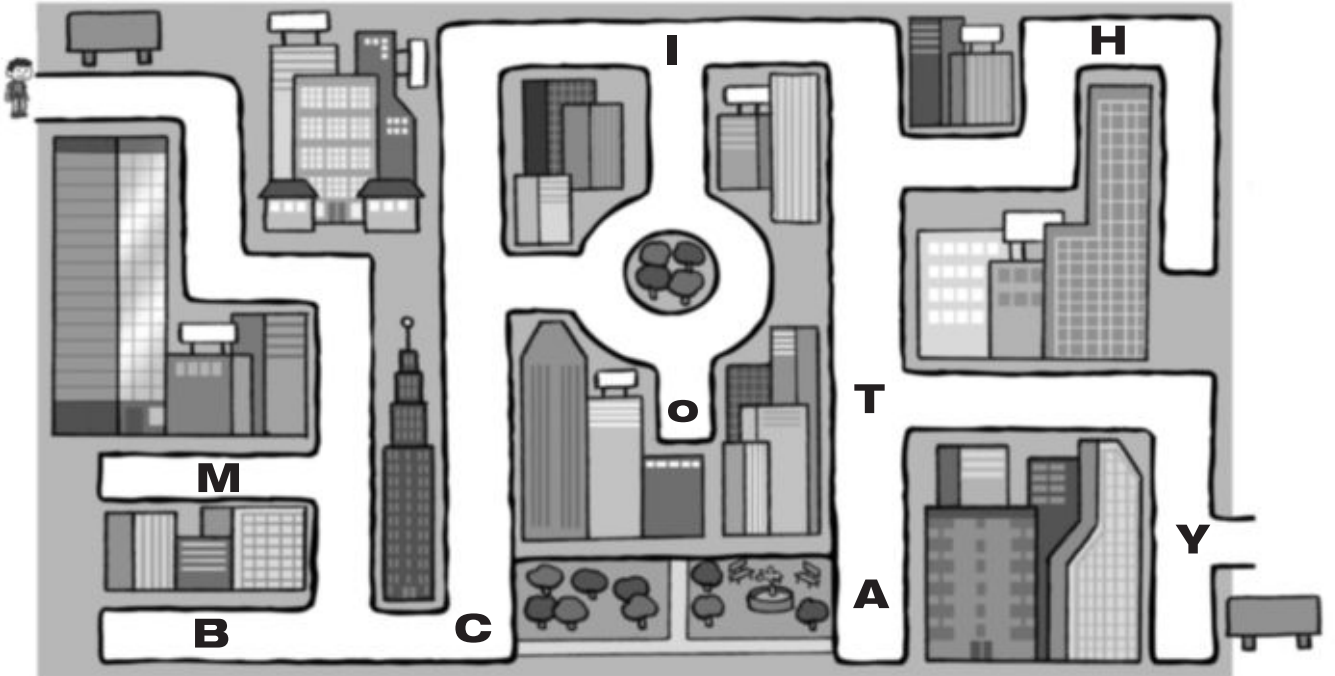
BANK

CHURCH

MARKET

Name _____ Date _____

1 Go through the labyrinth, collect the letters and complete the word.



2 Write the words in the correct place.

town

city

village








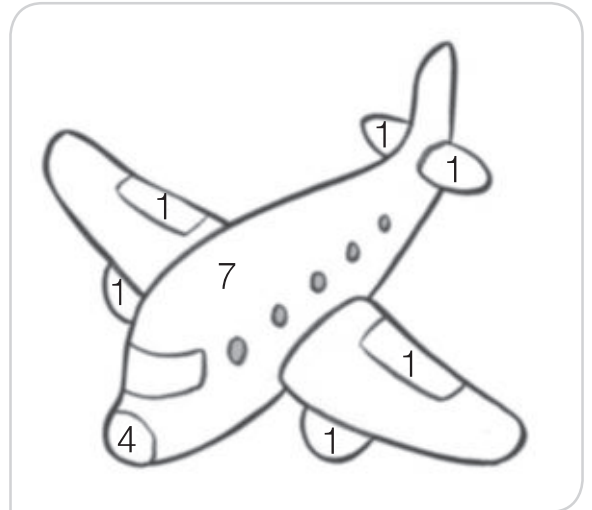
Name _____ Date _____

1 Colour in these means of transport using the code.


- | | | | |
|---------|---------|----------|----------|
| 1 blue | 2 grey | 3 red | 4 brown |
| 5 green | 6 black | 7 yellow | 8 orange |



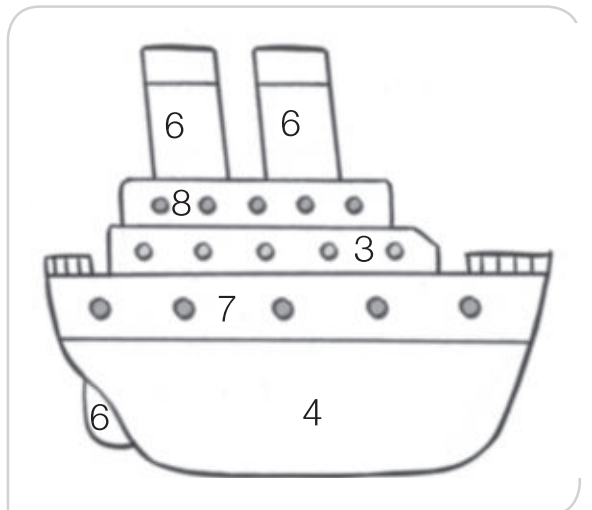
CAR



PLANE



TRAIN



SHIP

Name _____ Date _____

1 Match each season with a picture. Then colour in with the right colour.



SPRING
SUMMER



AUTUMN
WINTER

2 Look at the pictures and write the correct season.



Name _____ Date _____

1 The vowels are missing! Write the names of the months using the code.



J **N** **RY**

F **BR** **RY**

M **RCH**

PR **L**

M **Y**

J **N**

J **LY**

G **ST**

S **PT** **MB** **R**

CT **B** **R**

N **V** **MB** **R**


D **C** **MB** **R**

Name _____ Date _____

1 Say the words of our sense organs.



2 Now, write the words where appropriate.



Name _____ Date _____

1 What are the main meals of the day? Complete the sentences.

lunch

dinner

breakfast



In the morning we eat



Around midday we eat



In the evening we eat


2 Look at Tom, colour him in and write the name of the meal he is going to eat.

He is going to eat



Name _____ Date _____


1 How do these animals move? Match.







2 Look at the animals in the picture and complete the sentences.



 fly in the

 walk on the

 swim in the

Name _____ Date _____

1 What are the names of these animals? Write them in the box.

pig

monkey

dog

spider


cat


lion


cow


tiger

DOMESTIC ANIMALS













WILD ANIMALS









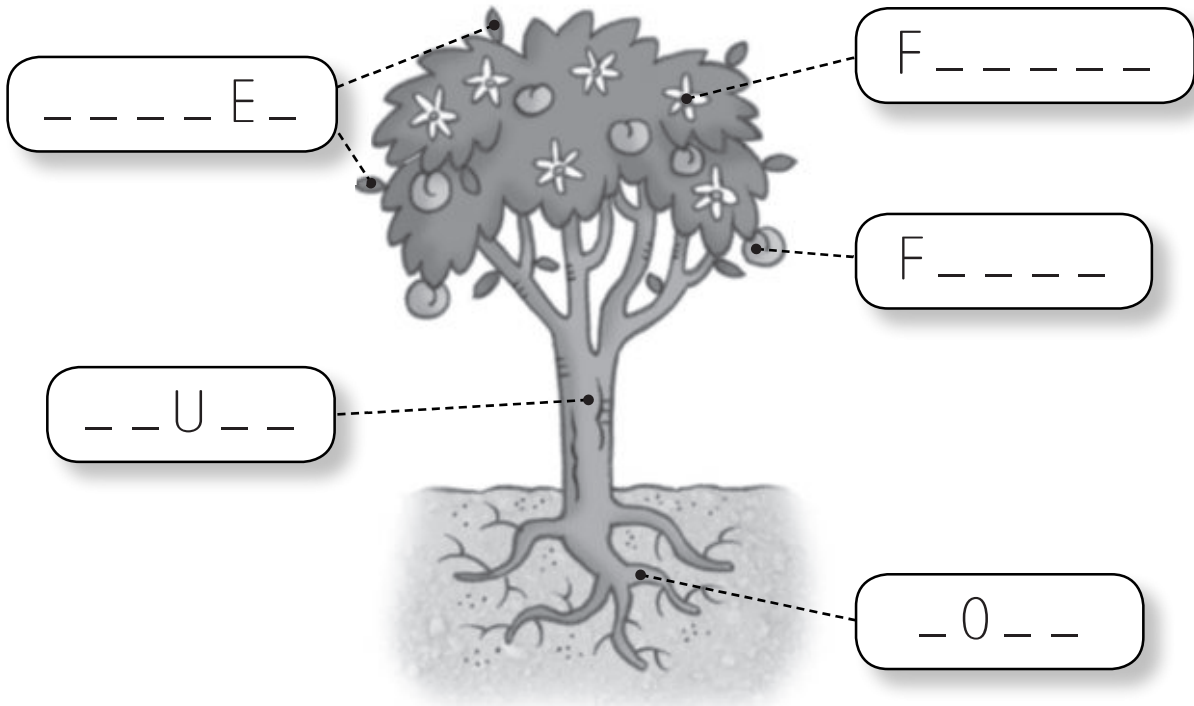
2 Colour in the wild animals only.



Name _____ Date _____




1 What are the parts of a tree? Write.

- trunk leaves fruit flower root



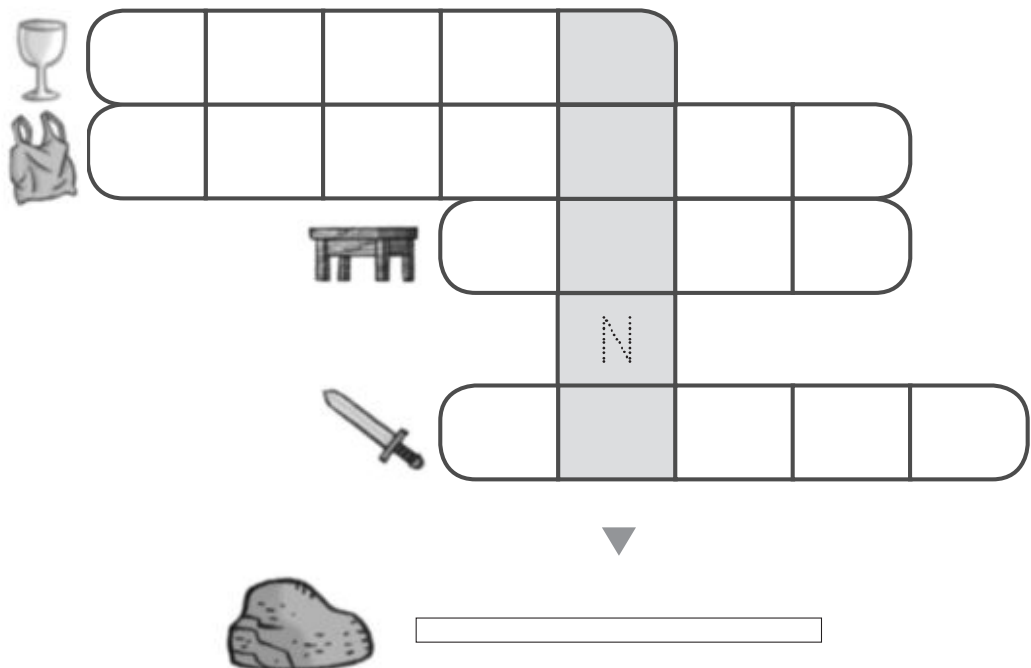
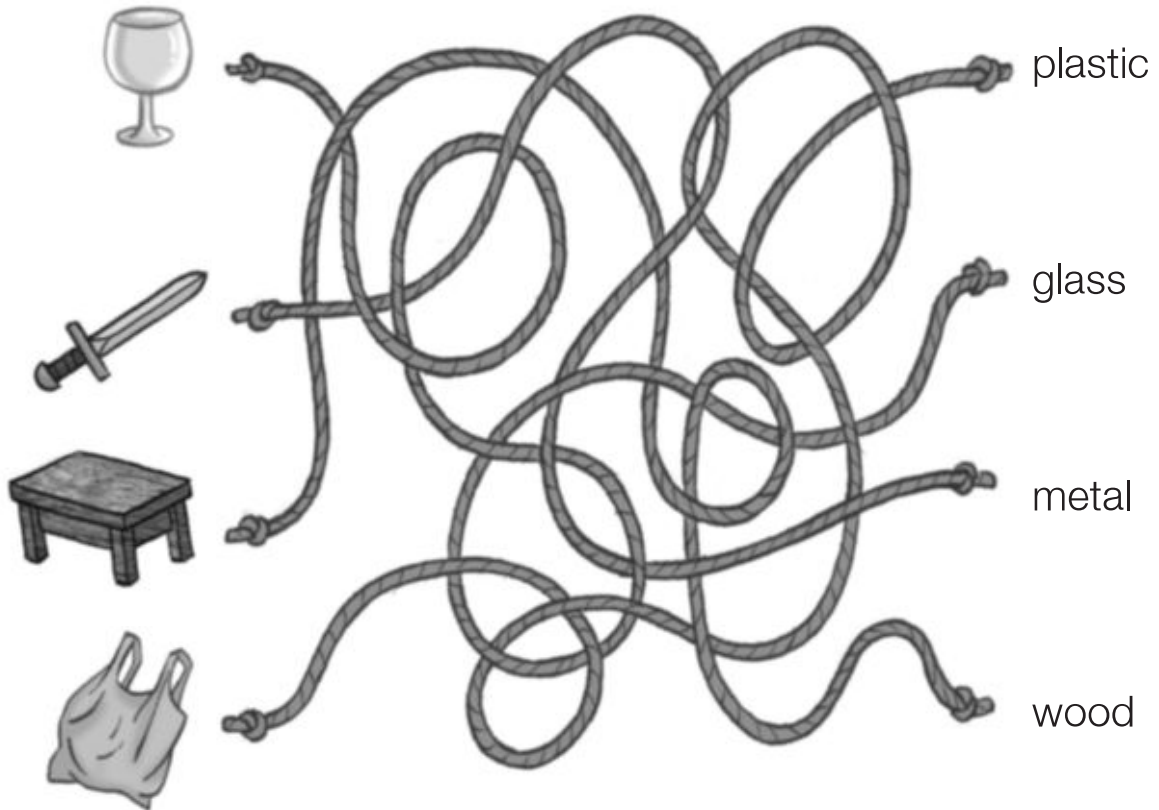
2 Colour in the fruits of these plants using the code.

- 1 red 2 green
3 orange 4 yellow



Name _____ Date _____

1 Find out the name of these materials and then write them in the cross word to discover the name of a new material.



Name _____ Date _____

1 What is it? Write the letters in the correct place.



O T P E M R C U

It is a C _ _ _ _ _ R.

2 What are the parts of a computer? Write them.

CPU


screen

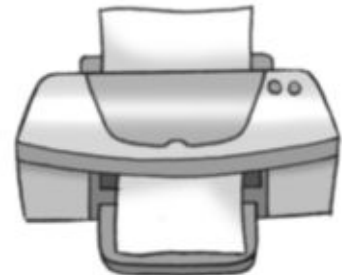
mouse

printer


keyboard











3 Circle the smartphone.



Solucionario

Ciencias Sociales

Worksheet 1

- 1.- R. G. (respuesta gráfica).
- 2 Students, books, classroom, school, bus.

Worksheet 2

- 1 (De izquierda a derecha y de arriba abajo) Red, green, grey, yellow, blue.

Worksheet 3

- 1 Christmas tree, presents, the Three Kings, Santa Claus.
- 2 Merry Christmas.

Worksheet 4

- 1 (De izquierda a derecha y de arriba abajo) Bank, church, market, bakery.

Worksheet 5

- 1 CITY.
- 2 City, town, village.

Worksheet 6

- 1 R. G.

Worksheet 7

- 1 Spring → green, summer → yellow, autumn → brown, winter → blue.
- 2 Summer, winter, autumn, spring.

Worksheet 8

- 1 January, February, March, April, May, June, July, August, September, October, November, December.

Ciencias de la Naturaleza

Worksheet 1

- 1 Los niños deben pronunciar correctamente *ear, eye, nose, skin, tongue*.
- 2 (De izquierda a derecha y de arriba abajo) Nose, eye, ear, tongue, skin.

Worksheet 2

- 1 In the morning we eat breakfast. Around midday we eat lunch. In the evening we eat dinner.
- 2 R. G. He is going to eat breakfast.

Worksheet 3

- 1 Swim, fly, walk.
- 2 Birds fly in the air. Dogs walk on the ground. Ducks swim in the water.

Worksheet 4

- 1 Domestic animals: cat, cow, pig, dog. Wild animals: tiger, spider, lion, monkey.
- 2 Los niños deben colorear el zorro, el oso, el búho y el tiburón.

Worksheet 5

- 1 Leaves, flower, fruit, trunk, root.
- 2 R. G.

Worksheet 6

- 1 Cup → glass, sword → metal, table → wood, bag → plastic. Stone.

Worksheet 7

- 1 Computer.
- 2 Screen, CPU, printer, keyboard, mouse.
- 3 Los niños deben rodear el tercer aparato.



Programa bilingüe

Ciencias Sociales

Ciencias de la Naturaleza